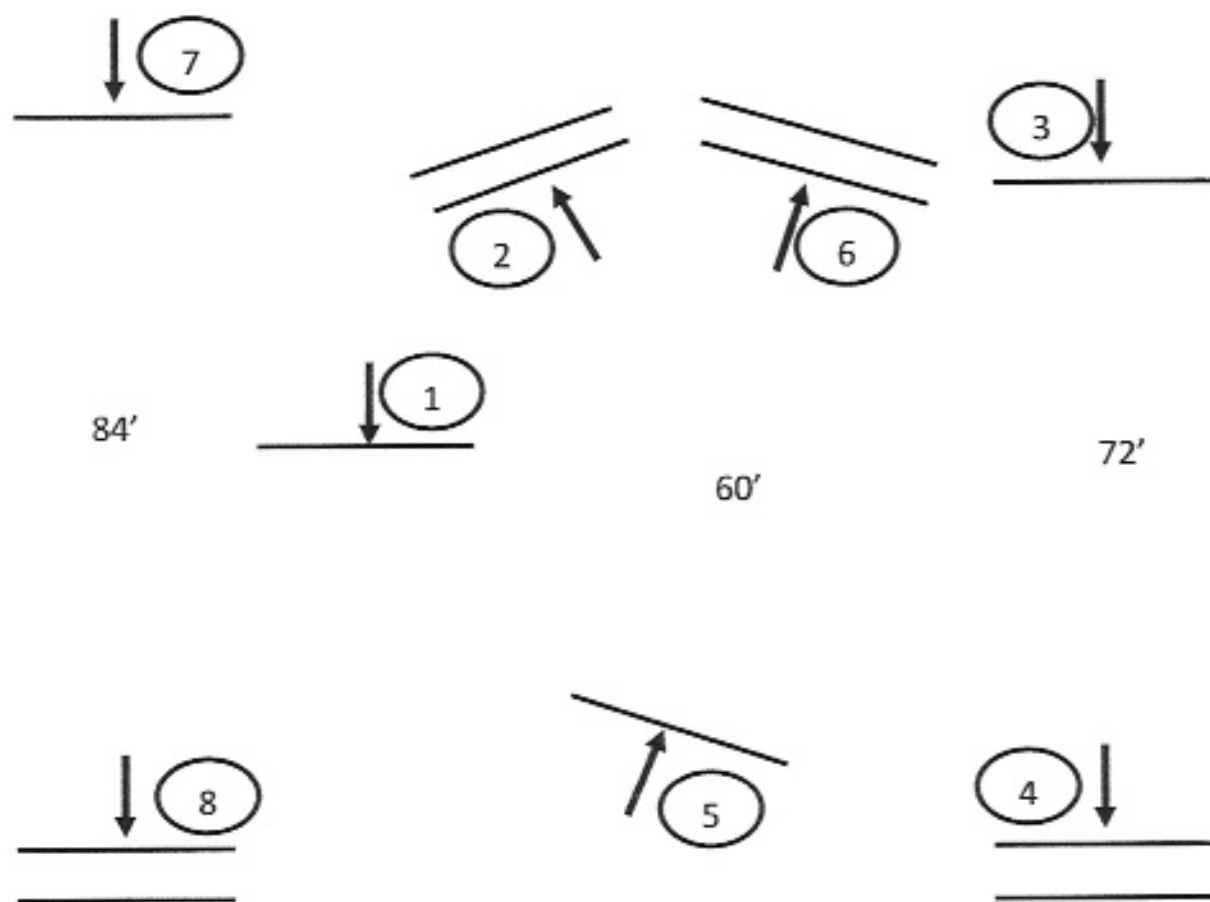


# All Working Hunter

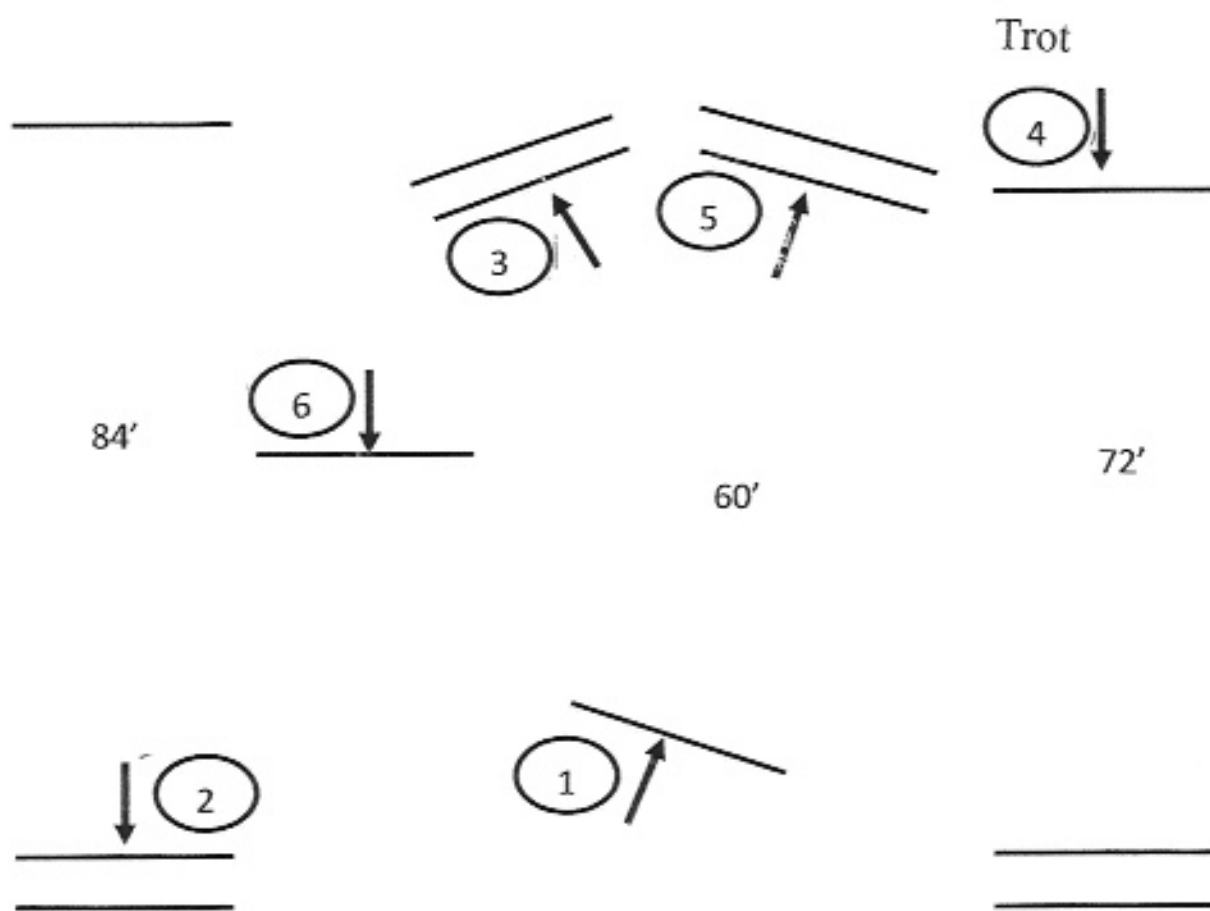
Friday, June 16, 2017

Hunter Hack line 5, 6



# All Equitation over Fences

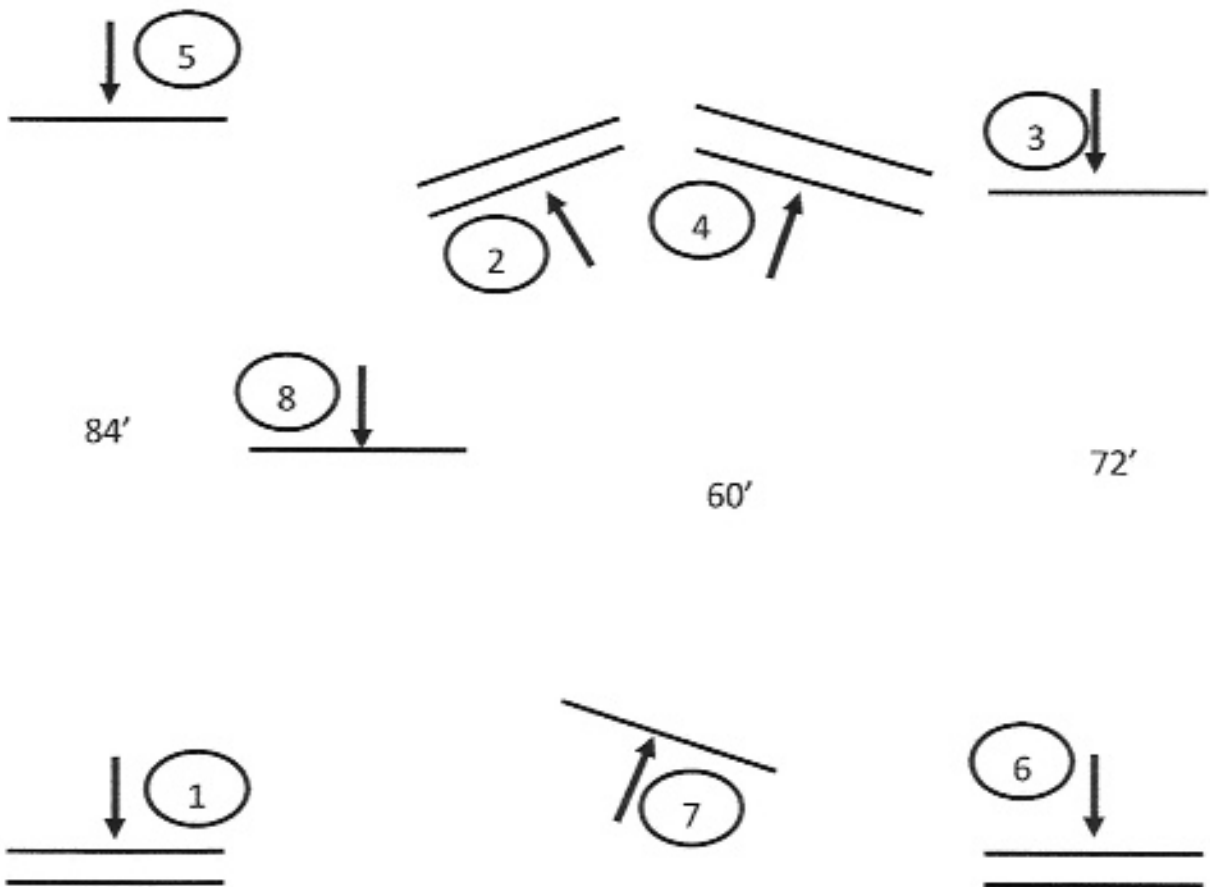
Friday, June 16, 2017



# All Jumping

Friday, June 16, 2017

Jump off fences 1, 4, 5, 2, 3



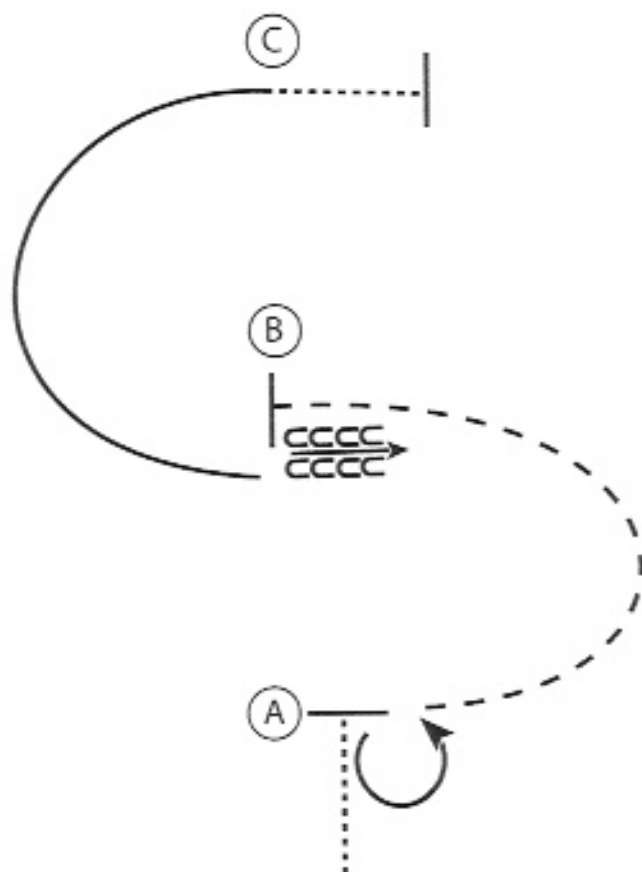
# Cap Gun Circuit

Western Horsemanship (Rookie, Youth/Amateur Level 1, 13 & Under)

Show Date:

www.HorseShowPatterns.com

www.HorseShowPatterns.com



1. Walk to A
2. Stop at A and perform a 270 degree turn to the left
3. Jog a half circle to B
4. Stop at B and back 3 steps
5. Lope a half circle to C on the left lead
6. At C walk 5 steps and stop

|              |           |
|--------------|-----------|
| Walk         | .....     |
| Jog          | - - - - - |
| Extended Jog | —————     |
| Lope         | —————     |
| Leg Yield    |           |
| Lead Change  | ///       |
| Back         | ←←←←←     |
| Marker       | (B)       |
| Sidepass     | ←←←←←     |

[WH/2-29]

Pattern Provided by:

*Nancy-Sue and Larry Hansch*

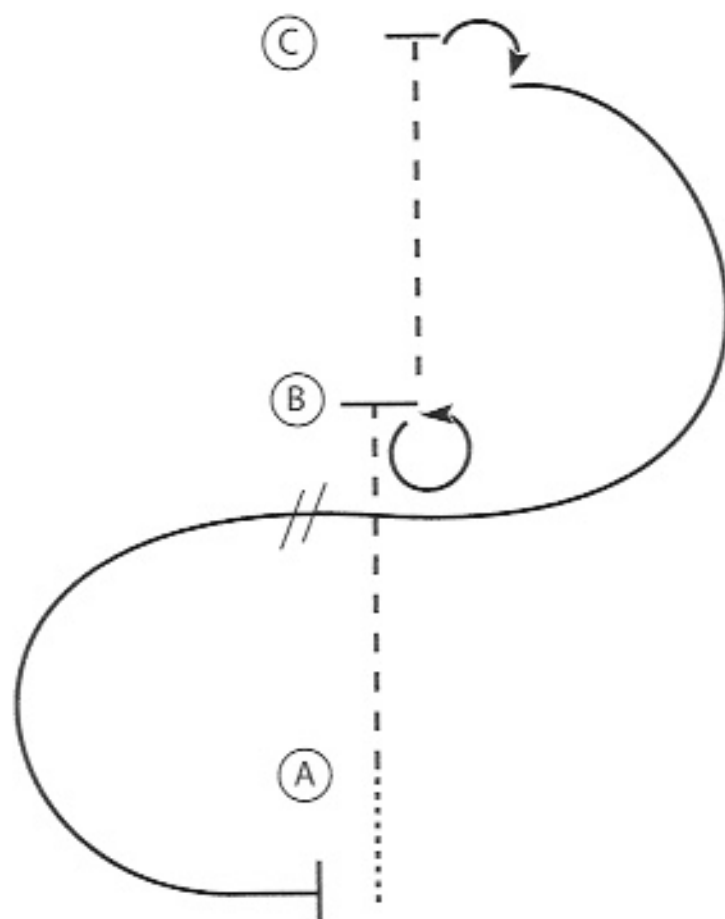
# Cap Gun Circuit

Western Horsemanship (Amateur, Select and Youth 14-18)

Show Date:

www.HorseShowPatterns.com

www.HorseShowPatterns.com



1. Walk to A
2. Jog A to B
3. Stop at B and perform a 360 degree turn to the left
4. Jog B to C
5. Stop at C and perform a 90 degree turn to the right
6. Lope a half circle to B on the right lead
7. At B perform a lead change and lope a half circle to A on the left lead
8. Stop at A

|              |         |
|--------------|---------|
| Walk         | .....   |
| Jog          | -----   |
| Extended Jog | -----   |
| Lope         | —————   |
| Leg Yield    |         |
| Lead Change  | ↙↘      |
| Back         | ←←←←←   |
| Marker       | (B)     |
| Sidepass     | ←-----→ |

[WH/2-30]

Pattern Provided by:

*Nancy-Sue and Larry Hansch*

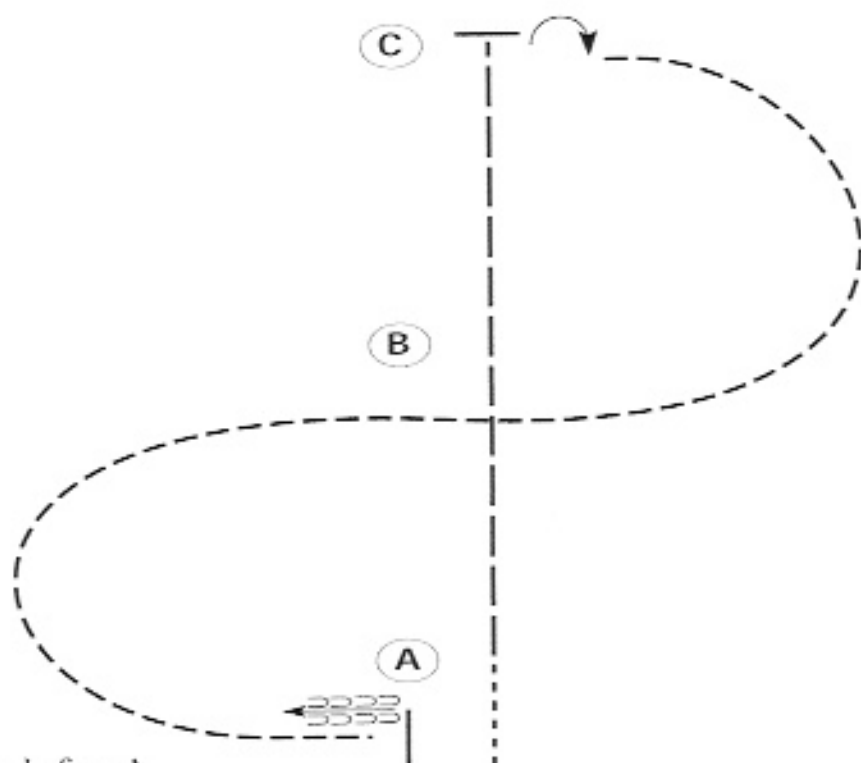
# Cap Gun Circuit

Western Horsemanship (Small Fry) *ALL*

Show Date: *WALK/TROT*

www.HorseShowPatterns.com

www.HorseShowPatterns.com



Be ready before A.

1. Walk to A.
2. Perform an extended jog from A to C.
3. Stop at C and turn 90 degrees to the right.
4. Jog half a circle to B.
5. Continue at a jog in a half circle to A.
6. Stop at A and back approximately one horse length.

Follow the instructions of your ring steward.

|              |           |
|--------------|-----------|
| Walk         | -----     |
| Jog          | - - - - - |
| Extended Jog | -----     |
| Lope         | _____     |
| Leg Yield    |           |
| Lead Change  | ///       |
| Back         | ←○○○○     |
| Marker       | ⊙ B       |
| Sidepass     | ←→        |

[WH/WT-30]

Pattern Provided by:

*Nancy-Sue and Larry Hansch*

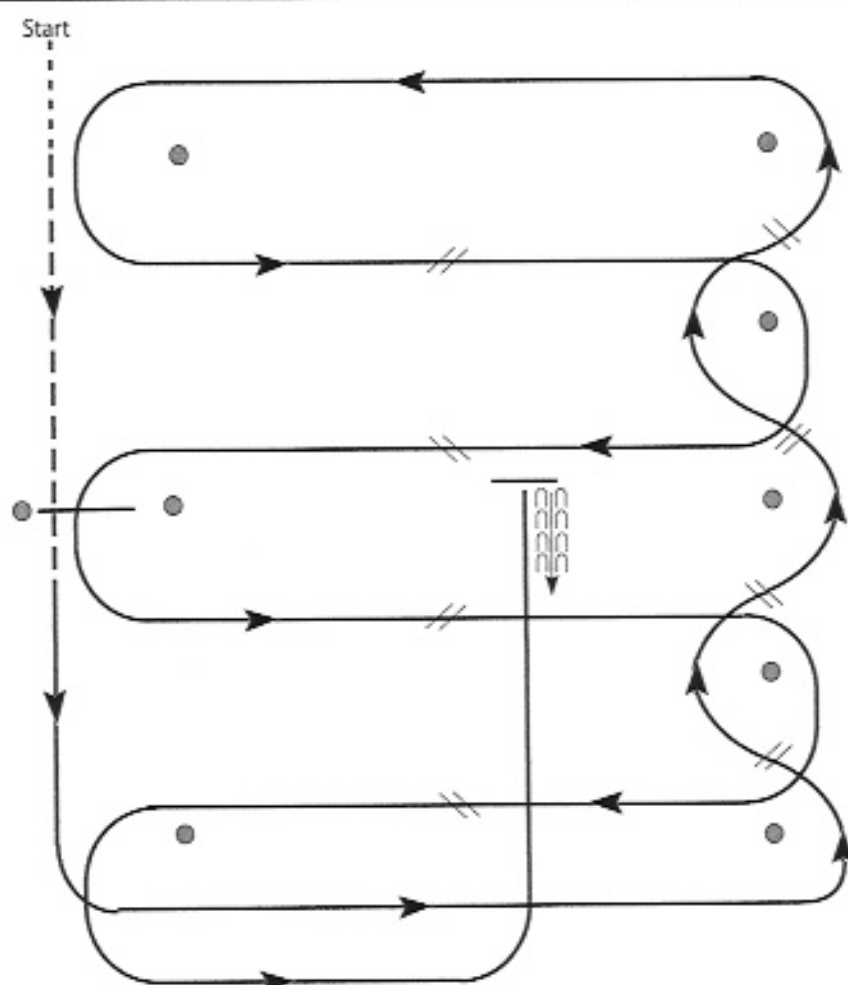
# Cap Gun Circuit

Western Riding (All Except Green)

Show Date: 06-15-2017

www.HorseShowPatterns.com

www.HorseShowPatterns.com



1. Walk and jog over log.
2. Transition to lope and lope around end.
3. First line change.
4. Second line change.
5. Third line change.
6. Fourth line change and lope around the end of the arena.
7. First crossing change.
8. Second crossing change.
9. Lope over log.
10. Third crossing change.
11. Fourth crossing change.
12. Lope up the center, stop and back.

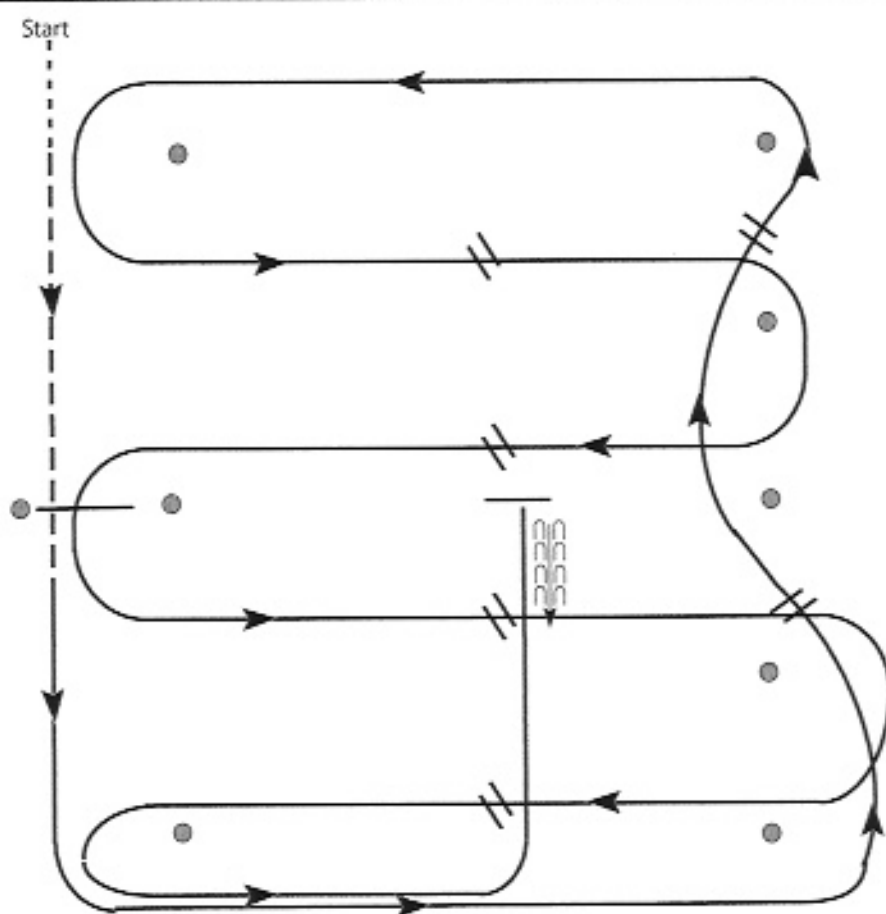
[WR/OP-1]

Pattern Provided by:

# Cap Gun Circuit

Western Riding (Green) + *NOVICE*

Show Date: 06-15-2017



1. Walk at least 15' & jog over log.
2. Transition to left lead and lope around end.
3. First line change.
4. Second line change. Lope around end of arena
5. First crossing change.
6. Second crossing change.
7. Lope over log.
8. Third crossing change.
9. Fourth crossing change.
10. Lope up the center, stop and back.

[WR/GP-1]

Pattern Provided by:



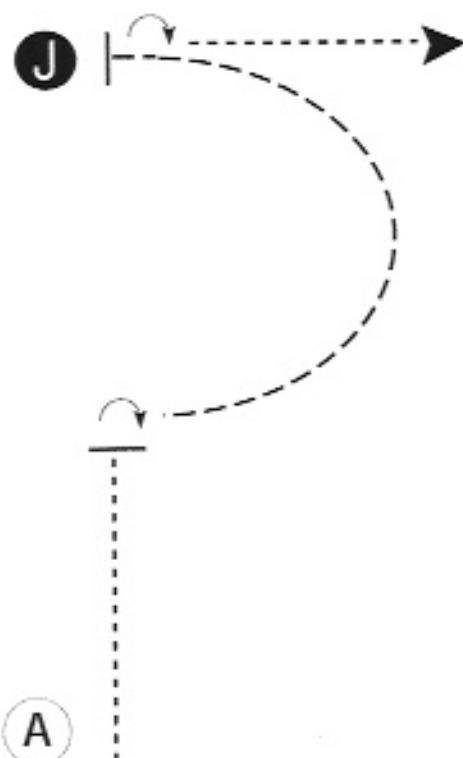
# Horse Show Patterns

## Showmanship (Walk Trot)

Show Date:

www.HorseShowPatterns.com

www.HorseShowPatterns.com



Be ready at A.

1. When acknowledged, walk half the distance to Judge.
2. Stop and perform a 1/4 turn.
3. Trot in a half circle to Judge.
4. Stop and set up for inspection.
5. When dismissed, perform a 1/2 turn and walk straight away from Judge.

Follow the instructions of your ring steward.

|        |           |
|--------|-----------|
| Walk   | -----     |
| Trot   | - - - - - |
| Back   | ←         |
| Marker | ⊙ B       |
| Judge  | ● J       |

[SWT-80]

Pattern Provided by:

*Clint Fullerton*

©2016 HorseShowPatterns.com. All Rights Reserved.

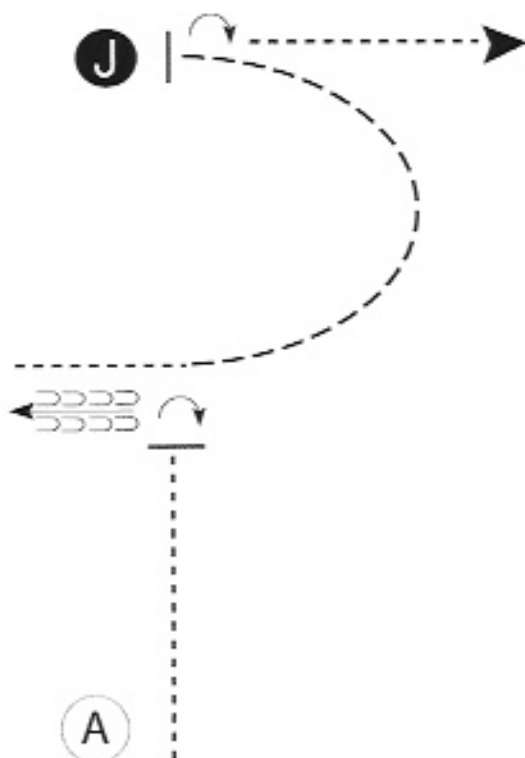
# Horse Show Patterns

Showmanship (All Novice) + *ROOKIES*

Show Date:

w w w . H o r s e S h o w P a t t e r n s . c o m

w w w . H o r s e S h o w P a t t e r n s . c o m



Be ready at A.

1. When acknowledged, walk half way to Judge.
2. Stop and perform a 1/4 turn.
3. Back approximately one horse length.
4. Walk until even with Judge.
5. Trot in a half circle to Judge.
6. Stop and set up for inspection.
7. When dismissed, perform a 1/2 turn and walk straight away from Judge.

|        |                     |
|--------|---------------------|
| Walk   | -----               |
| Trot   | -----               |
| Back   | ←<br>-----<br>----- |
| Marker | (B)                 |
| Judge  | (J)                 |

Follow the instructions of your ring steward.

[S/1-80]

Pattern Provided by:

*Clint Fullerton*

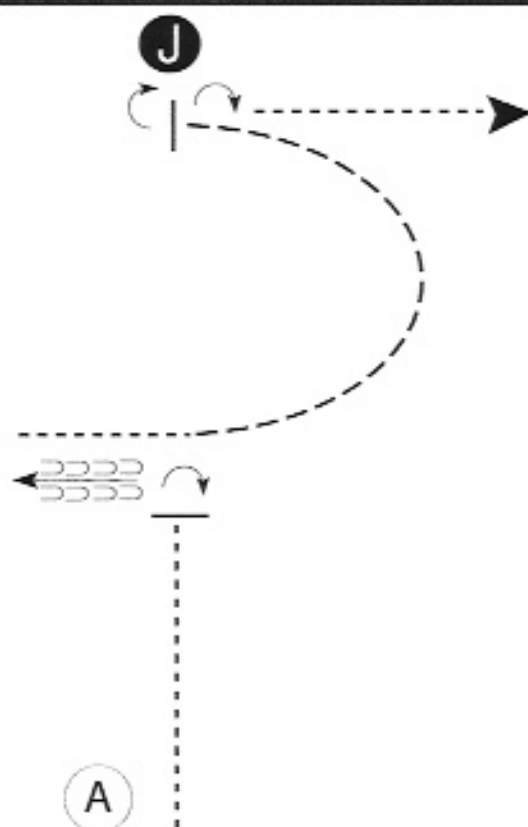
# Horse Show Patterns

## Showmanship (Youth / Amateur)

Show Date:

w w w . H o r s e S h o w P a t t e r n s . c o m

w w w . H o r s e S h o w P a t t e r n s . c o m



Be ready at A.

1. When acknowledged, walk half way to Judge.
2. Stop and perform a 1/4 turn.
3. Back approximately one horse length.
4. Walk until even with Judge.
5. Trot in a half circle until even with Judge.
6. Perform a 1/4 turn, stop and set up for inspection.
7. When dismissed, perform a 1/4 turn and walk straight away from Judge.

|        |       |
|--------|-------|
| Walk   | ----- |
| Trot   | ----- |
| Back   | ←←←←  |
| Marker | ⓐ     |
| Judge  | Ⓧ     |

Follow the instructions of your ring steward.

[S/2-80]

Pattern Provided by:  
*Clint Fullerton*