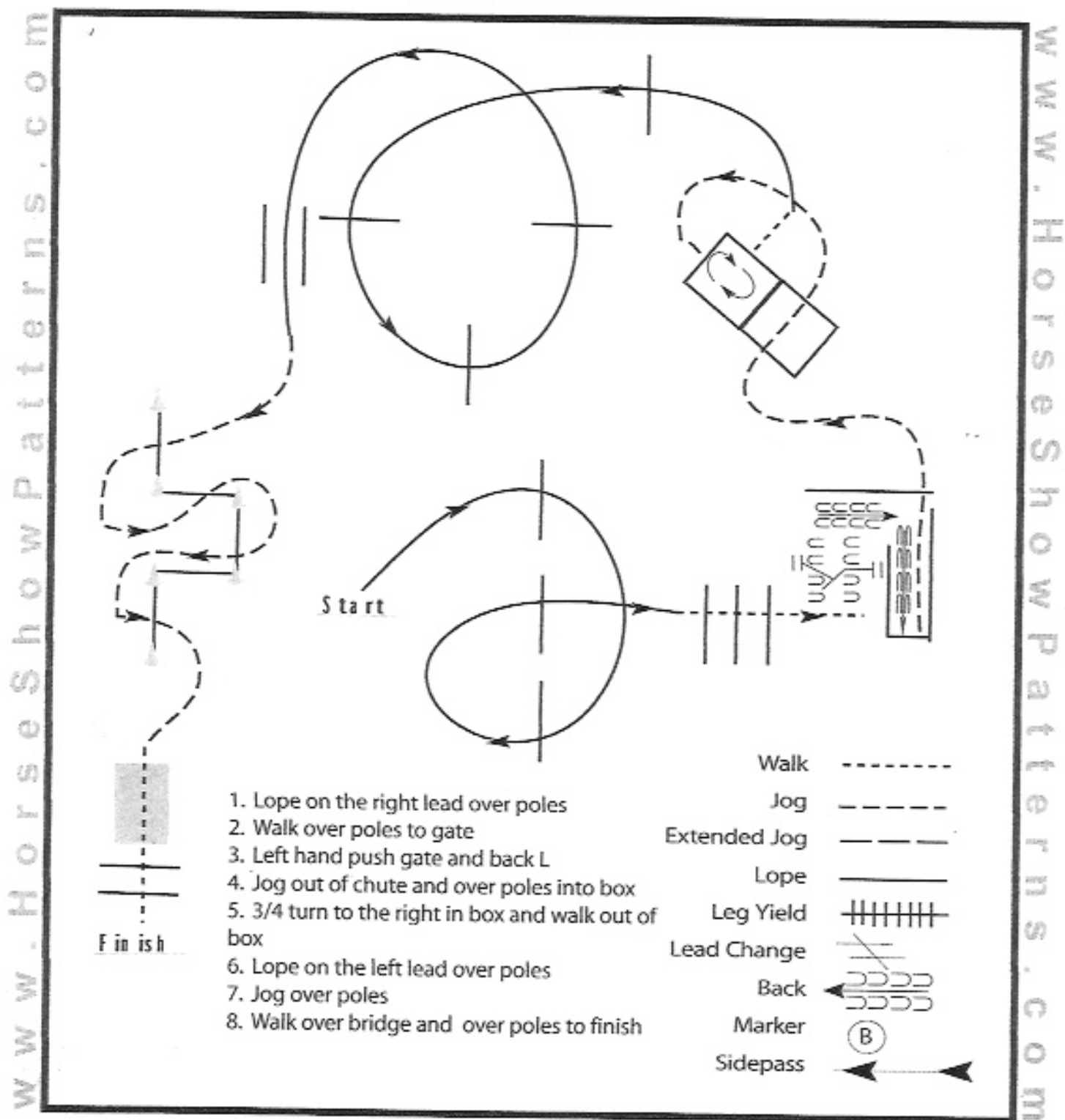


# Cap Gun Circuit

Trail (Junior, Youth, Green)

Show Date: 06-17-2017



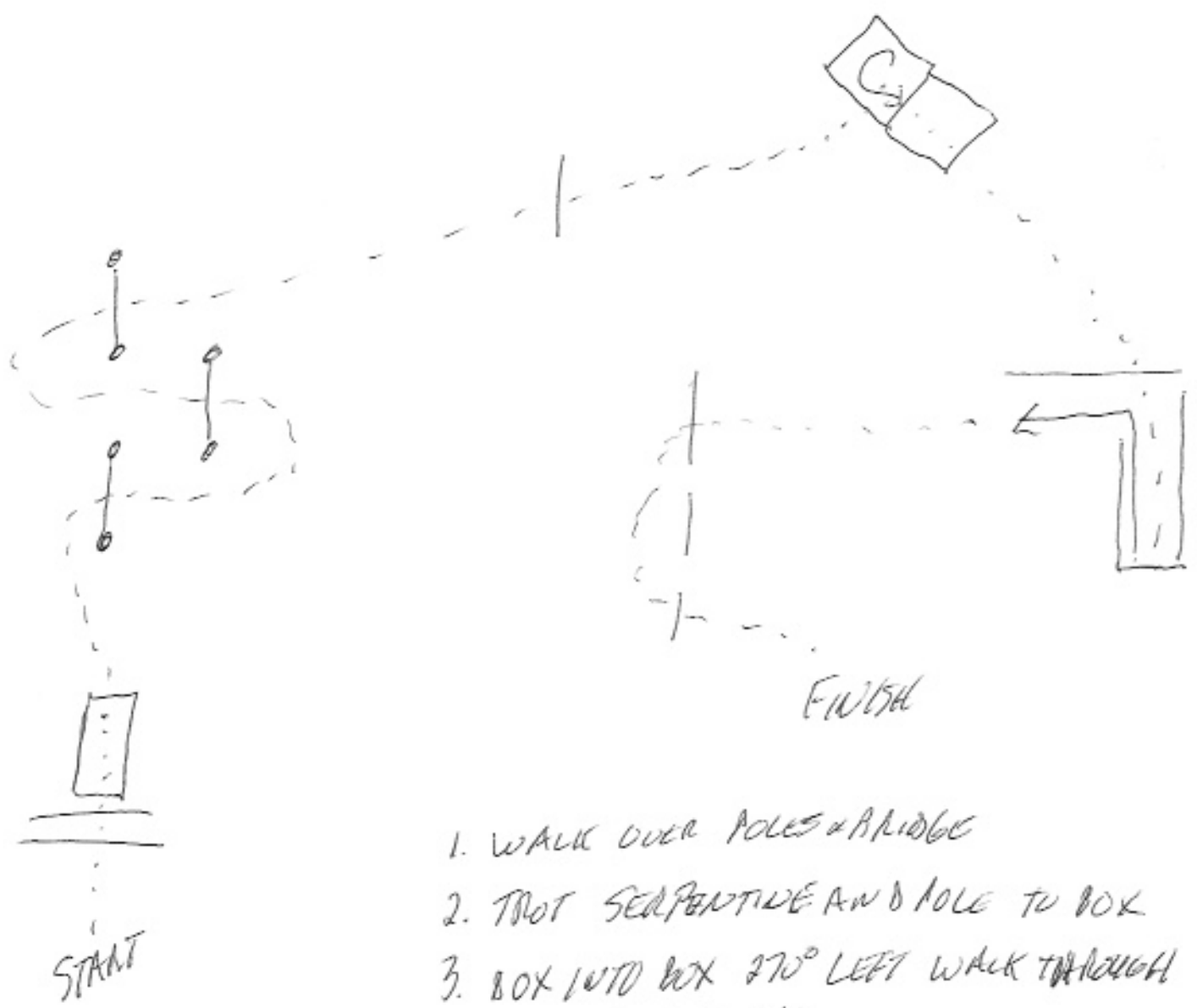
1. Lope on the right lead over poles
2. Walk over poles to gate
3. Left hand push gate and back L
4. Jog out of chute and over poles into box
5. 3/4 turn to the right in box and walk out of box
6. Lope on the left lead over poles
7. Jog over poles
8. Walk over bridge and over poles to finish

Walk	.....
Jog	-----
Extended Jog	-----
Lope	————
Leg Yield	
Lead Change	XXXX
Back	←←←←
Marker	(B)
Sidepass	←→

Pattern Provided by:

[T/2-13]

# SMALL FLY - WALK TROT - LEAD



1. WALK OVER POLES & BRIDGE
2. TROT SERPENTINE AND MOLE TO BOX
3. BOX INTO BOX 270° LEFT WALK THROUGH SECOND BOX TO L
4. WALK INTO L AND BACK OUT
5. 180 TURN TROT POLES TO FINISH




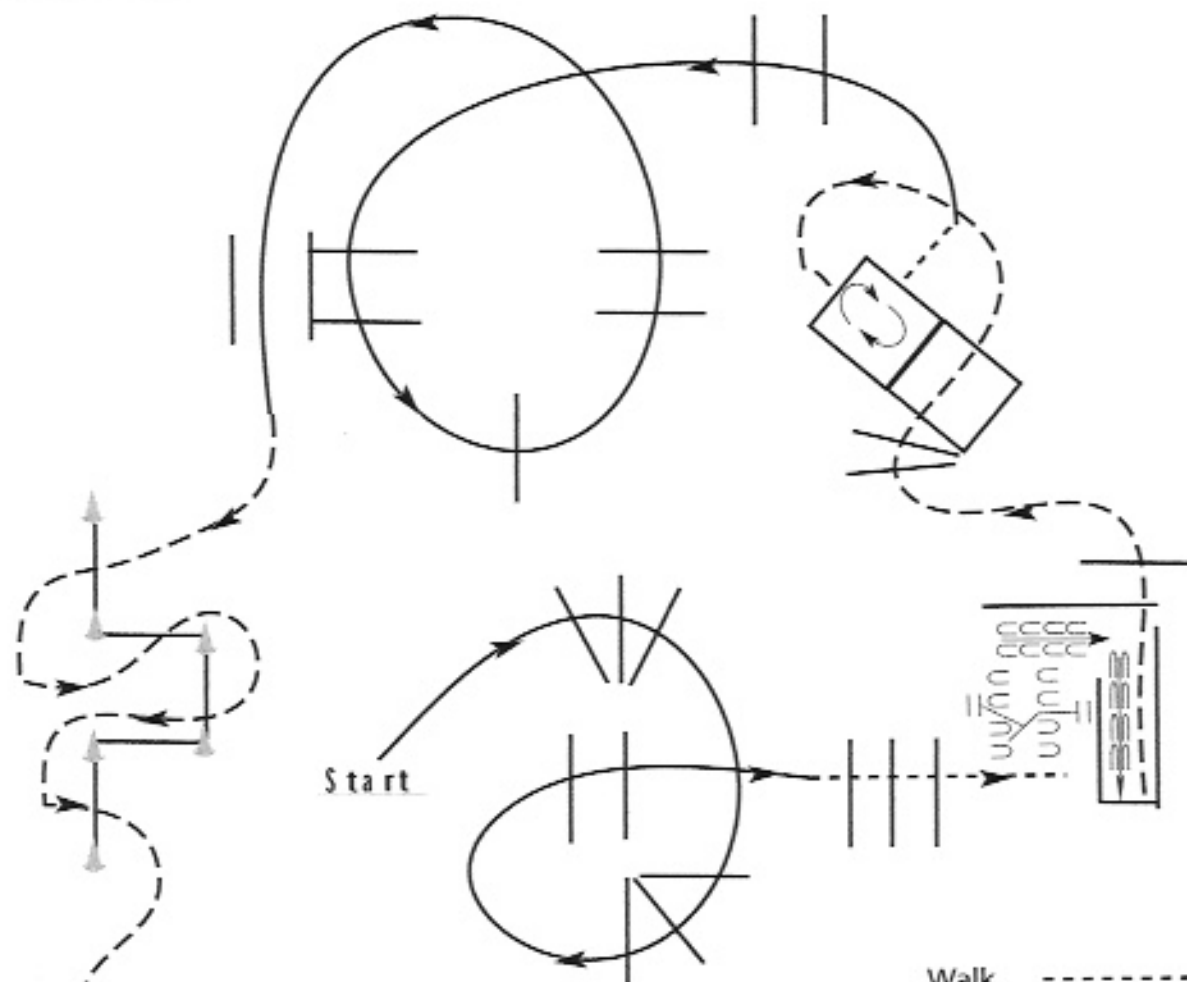
# Cap Gun Circuit

Trail (Senior, Amateur, Amateur Select)

Show Date: 06-17-2017

www.HorseShowPatterns.com

www.HorseShowPatterns.com



1. Lope on the right lead over poles
2. Walk over poles to gate
3. Left hand push gate and back L
4. Jog out of chute and over poles into box
5. 3/4 turn to the right in box and walk out of box
6. Lope on the left lead over poles
7. Jog over poles
8. Walk over bridge and over poles to finish

Walk	-----
Jog	- - - - -
Extended Jog	-----
Lope	=====
Leg Yield	
Lead Change	↗ ↘
Back	←←←←←
Marker	⊙ (B)
Sidepass	←←←←←

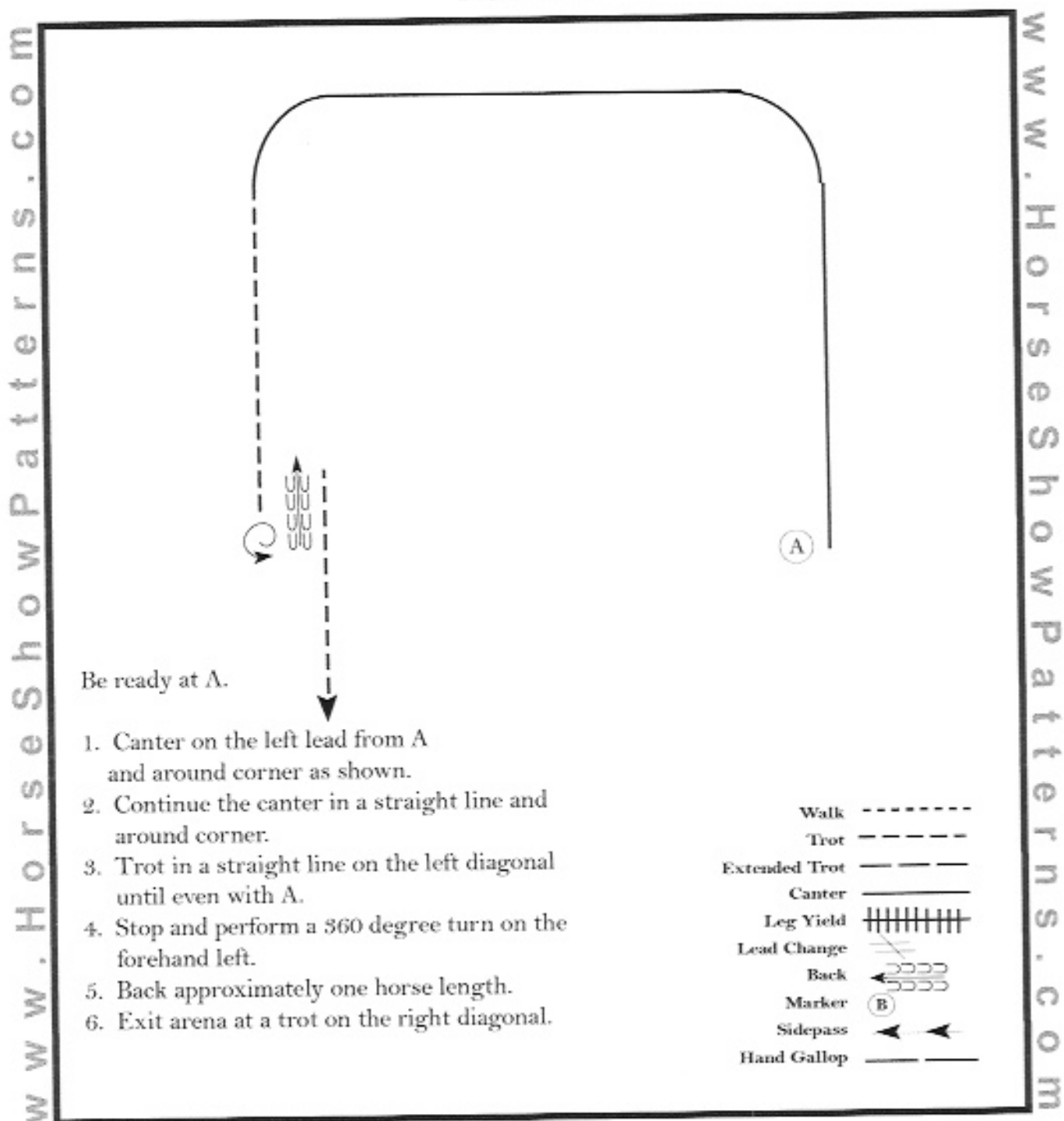
[T/3-10]

Pattern Provided by:

# Horse Show Patterns

## Hunt Seat Equitation (All Novice) *ROOKIE*

Show Date:



Be ready at A.

1. Canter on the left lead from A and around corner as shown.
2. Continue the canter in a straight line and around corner.
3. Trot in a straight line on the left diagonal until even with A.
4. Stop and perform a 360 degree turn on the forehand left.
5. Back approximately one horse length.
6. Exit arena at a trot on the right diagonal.

Walk	.....
Trot	-----
Extended Trot	-----
Canter	—————
Leg Yield	
Lead Change	///
Back	←←←←
Marker	(B)
Sidepass	←←
Hand Gallop	—————

[HSE/1-76]

Pattern Provided by:  
*Clint Fullerton*

# Horse Show Patterns

## Hunt Seat Equitation (Youth / Amateur)

Show Date:

www.HorseShowPatterns.com

Be ready at A.

1. Canter on the left lead from A and around corner as shown.
2. Change leads at center and counter canter around corner.
3. Trot in a straight line on the left diagonal until even with A.
4. Stop and perform a 360 degree turn on the forehand left.
5. Back approximately one horse length.
6. Exit arena at a trot on the right diagonal.

Walk	-----
Trot	- - - - -
Extended Trot	-----
Canter	=====
Leg Yield	
Lead Change	↗ ↘
Back	←←←←←
Marker	(B)
Sidepass	←←←←←
Hand Gallop	-----

www.HorseShowPatterns.com

[HSE/2-76]

Pattern Provided by:  
*Clint Fullerton*

# Horse Show Patterns

## Hunt Seat Equitation (Walk Trot)

Show Date:

www.HorseShowPatterns.com

www.HorseShowPatterns.com

Be ready at A.

1. Trot on the right diagonal from A and around corner as shown.
2. Walk in a straight line.
3. Sitting trot around corner until even with A.
4. Stop and back approximately one horse length.
5. Exit arena at a trot on the left diagonal.

Walk	-----
Trot	- - - - -
Extended Trot	— — — —
Canter	—————
Leg Yield	
Lead Change	↘ ↙
Back	← ← ← ←
Marker	Ⓚ
Sidepass	← ←
Hand Gallop	———

[HSE/WT-76]

Pattern Provided by:  
*Clint Fullerton*