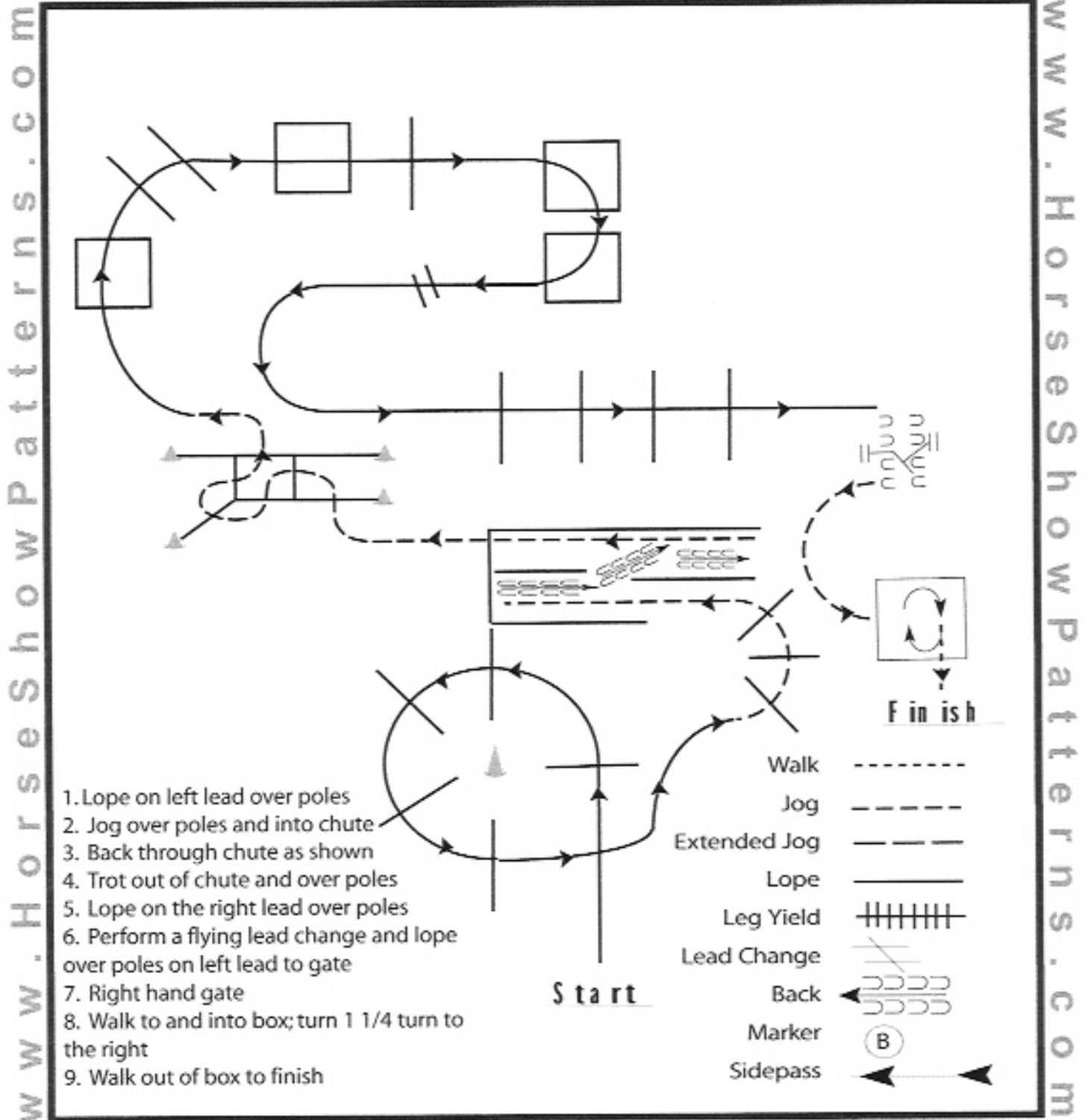


Cap Gun Circuit

Trail (Senior, Amateur, Amateur Select)

Show Date: 06-15-2017



1. Lope on left lead over poles
2. Jog over poles and into chute
3. Back through chute as shown
4. Trot out of chute and over poles
5. Lope on the right lead over poles
6. Perform a flying lead change and lope over poles on left lead to gate
7. Right hand gate
8. Walk to and into box; turn 1 1/4 turn to the right
9. Walk out of box to finish

Start

Finish

Pattern Provided by:

[T/3-8]

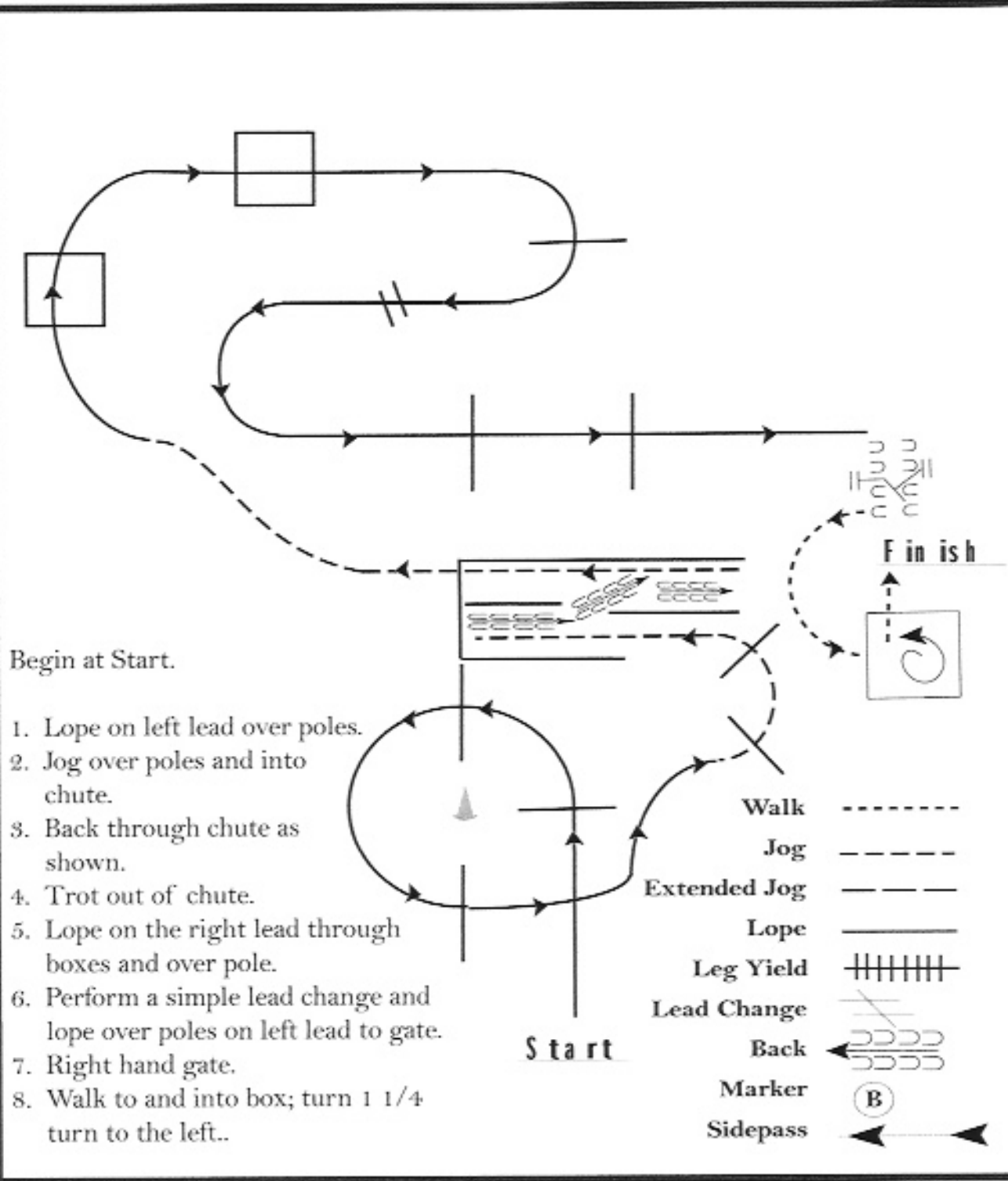
Cap Gun Circuit

Trail (Junior, Youth, Green)

Show Date: 06-15-2017

www.HorseShowPatterns.com

www.HorseShowPatterns.com



Begin at Start.

1. Lope on left lead over poles.
2. Jog over poles and into chute.
3. Back through chute as shown.
4. Trot out of chute.
5. Lope on the right lead through boxes and over pole.
6. Perform a simple lead change and lope over poles on left lead to gate.
7. Right hand gate.
8. Walk to and into box; turn 1 1/4 turn to the left..

Walk
Jog	- - - - -
Extended Jog	- - - - -
Lope	—————
Leg Yield	
Lead Change	///
Back	⤵⤵⤵⤵
Marker	(B)
Sidepass	← →

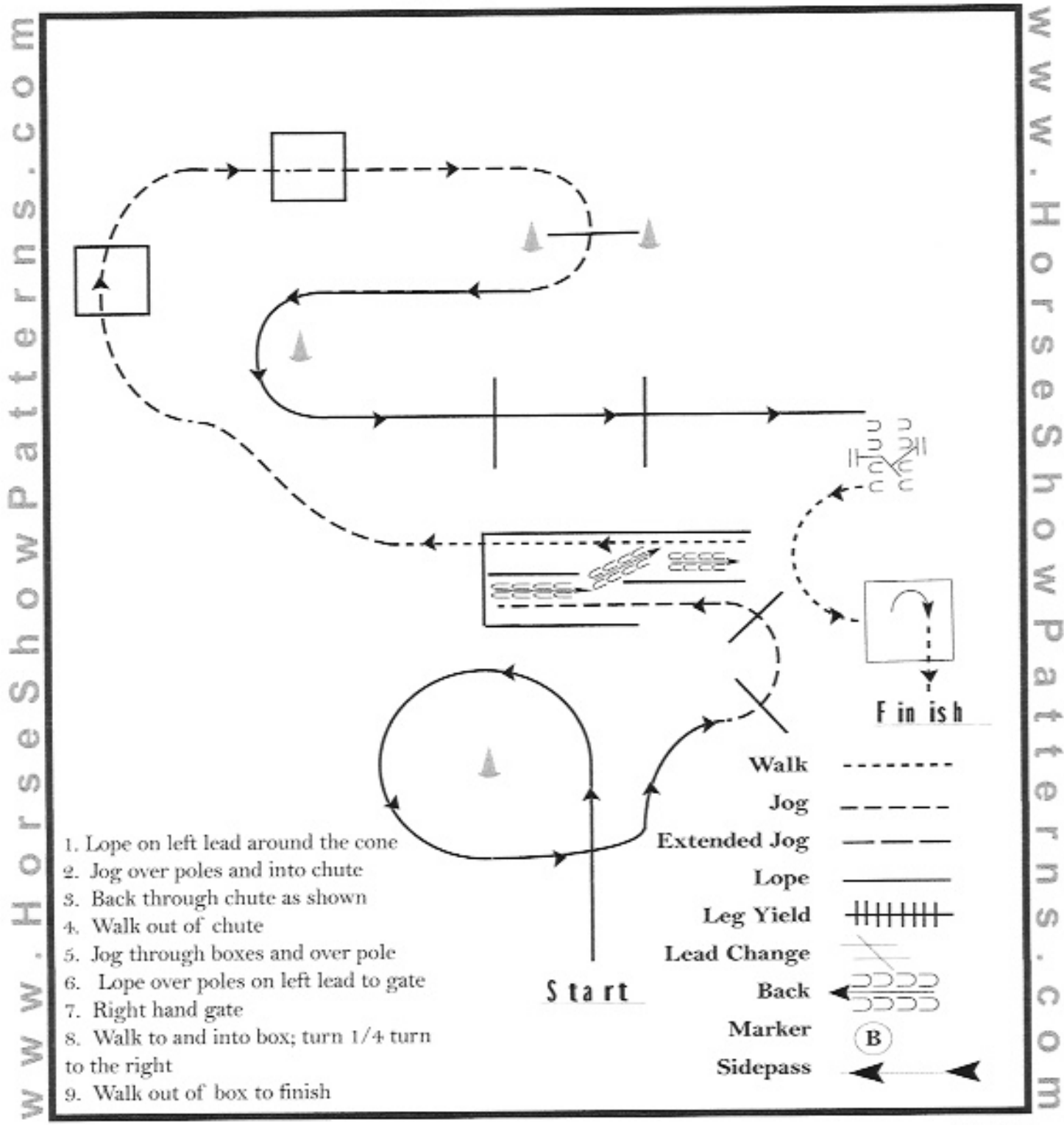
[T/2-10]

Pattern Provided by:

Cap Gun Circuit

Trail (Rookie Y/Am, Novice Y/Am,)

Show Date: 06-15-2017

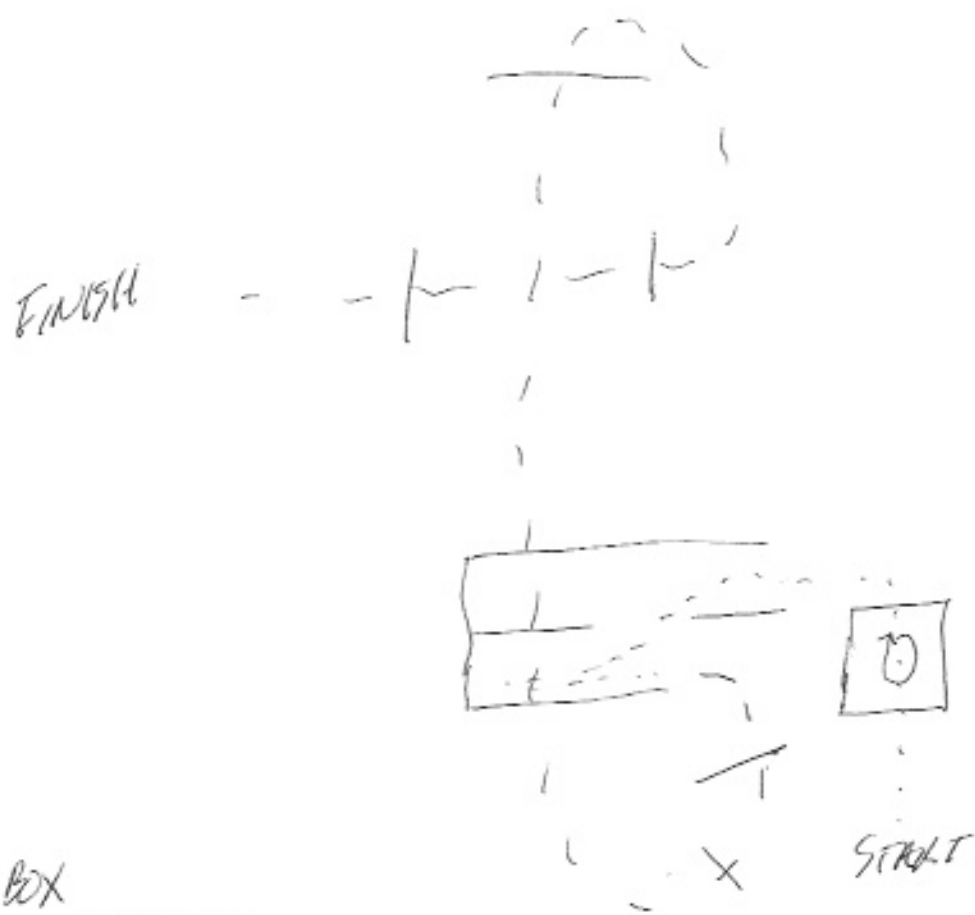


1. Lope on left lead around the cone
2. Jog over poles and into chute
3. Back through chute as shown
4. Walk out of chute
5. Jog through boxes and over pole
6. Lope over poles on left lead to gate
7. Right hand gate
8. Walk to and into box; turn 1/4 turn to the right
9. Walk out of box to finish

[T/1-10]

Pattern Provided by:

SMALL FRY, WOOD WALK/TROT, LEWD

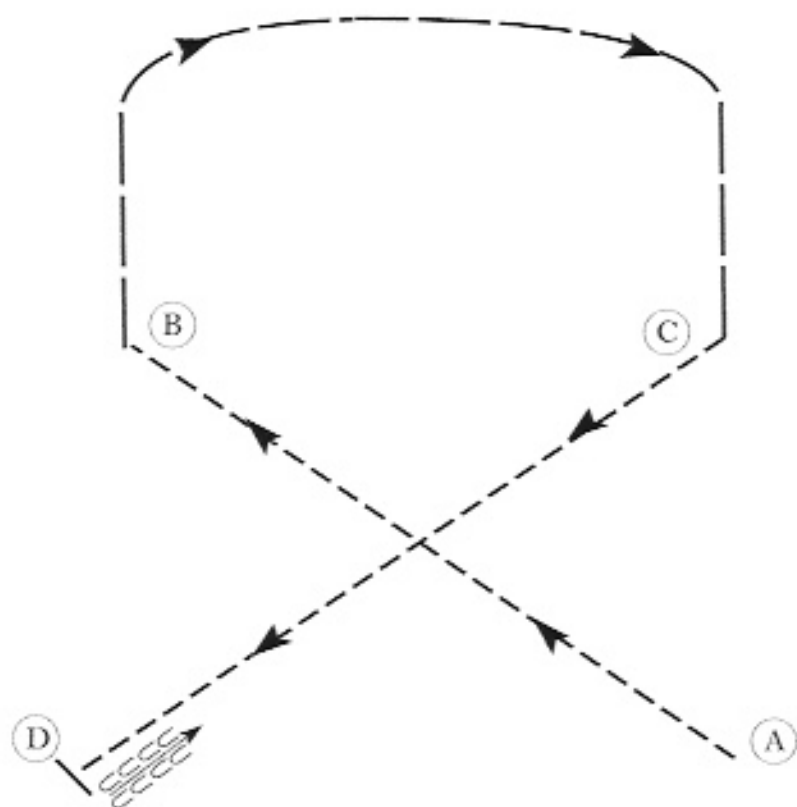


1. WALK INTO BOX
360° RIGHT WALK OUT
2. WALK TO BACK THRU
BACK THRU WALK OUT
3. TROT POLES AND BACK
THRU
4. TROT POLES TO FINISH

Cap Gun Circuit

Hunt Seat Equitation (Rookie, Youth/Amateur Level 1, 13 & Under)

Show Date:



Be ready at A.

1. Sitting trot 1/2 way to B.
2. Posting trot on the left diagonal to B.
3. Hand gallop right lead to C.
4. Posting trot on the right diagonal 1/2 way to D.
5. Sitting trot to D.
6. Halt at D and back approximately one horse length.

Exit at a sitting trot.

Walk	-----
Trot	- - - - -
Extended Trot	-----
Canter	-----
Leg Yield	
Lead Change	↗ ↘
Back	←←←←←
Marker	(B)
Sidepass	←←←←←
Hand Gallop	-----

[HSE/2-23]

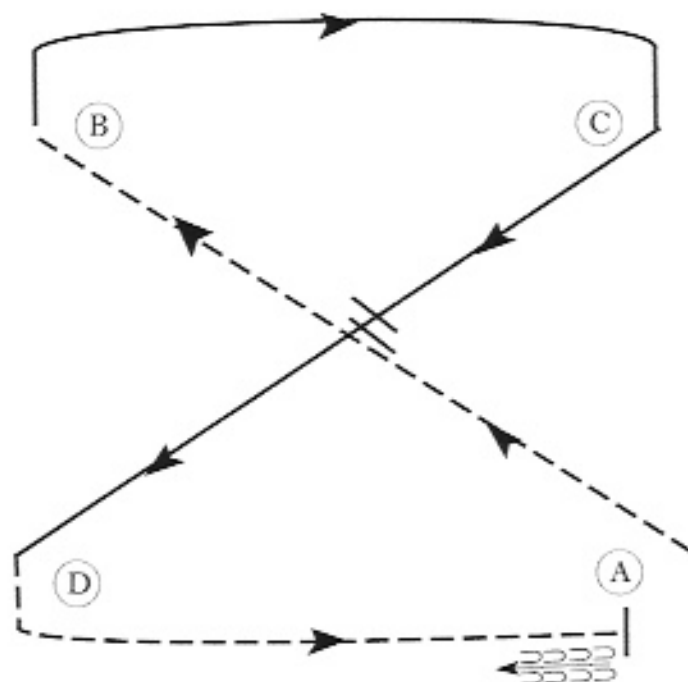
Pattern Provided by:

Nancy-Sue and Larry Hansch

Cap Gun Circuit

Hunt Seat Equitation (Amateur, Select and Youth) 14-18

Show Date:



Be ready at A.

1. Posting trot on the left diagonal to B.
2. Canter on the right lead to and around C and 1/2 way to D.
3. Change leads and canter to D.
4. Posting trot on the right diagonal to A.
5. Halt at A and back approximately one horse length.

Exit at a sitting trot.

Walk	-----
Trot	- - - - -
Extended Trot	— — — — —
Canter	—————
Leg Yield	
Lead Change	⚡
Back	←←←
Marker	Ⓚ
Sidepass	← ←
Hand Gallop	———

[HSE/2-24]

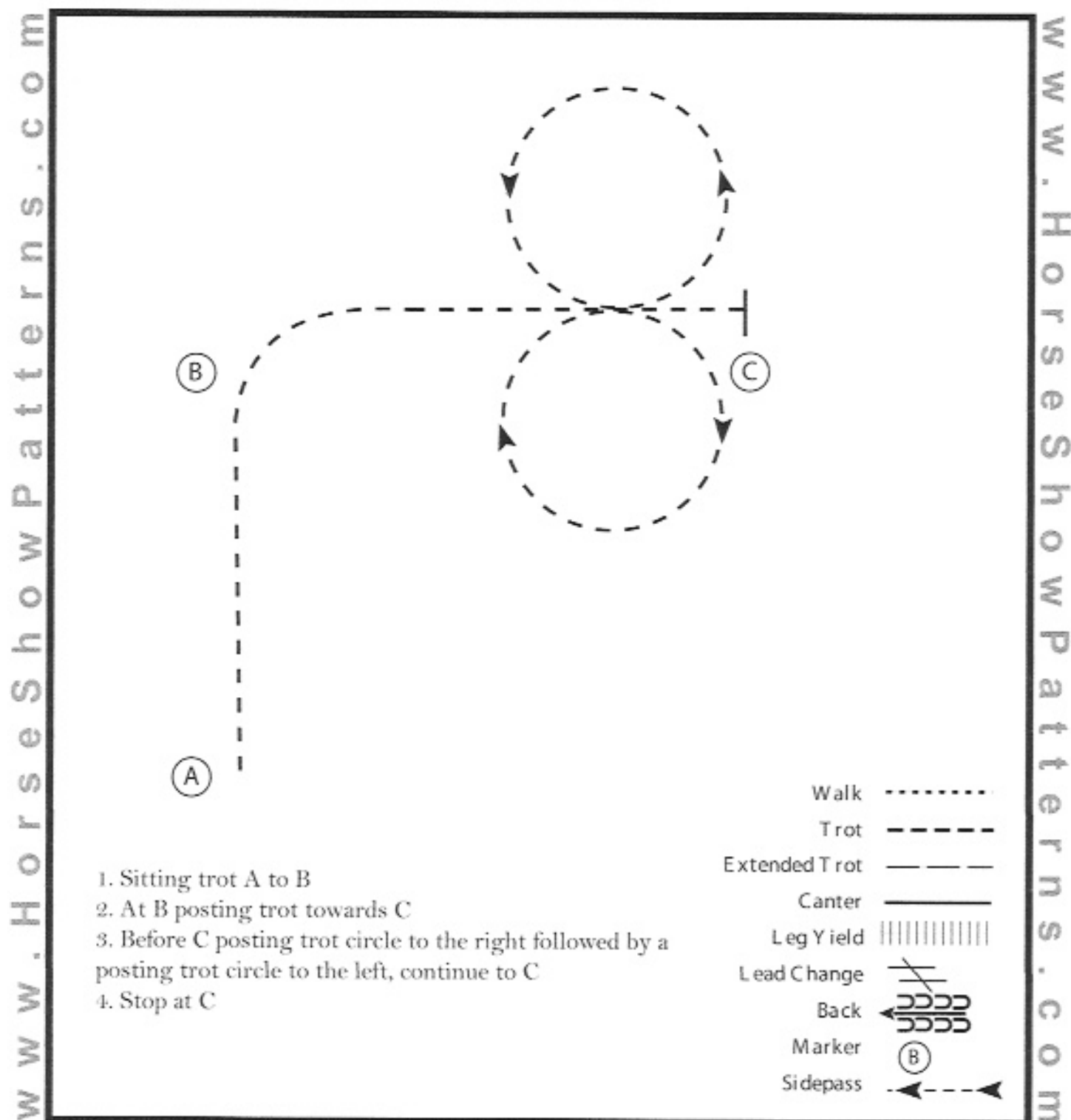
Pattern Provided by:

Nancy-Sue and Larry Hansch

Cap Gun Circuit

Hunt Seat Equitation (Walk/Trot)

Show Date:



[HSE/WT-7]

Pattern Provided by:

Nancy-Sue and Larry Hansch